


# Remote Mounted Control Valve



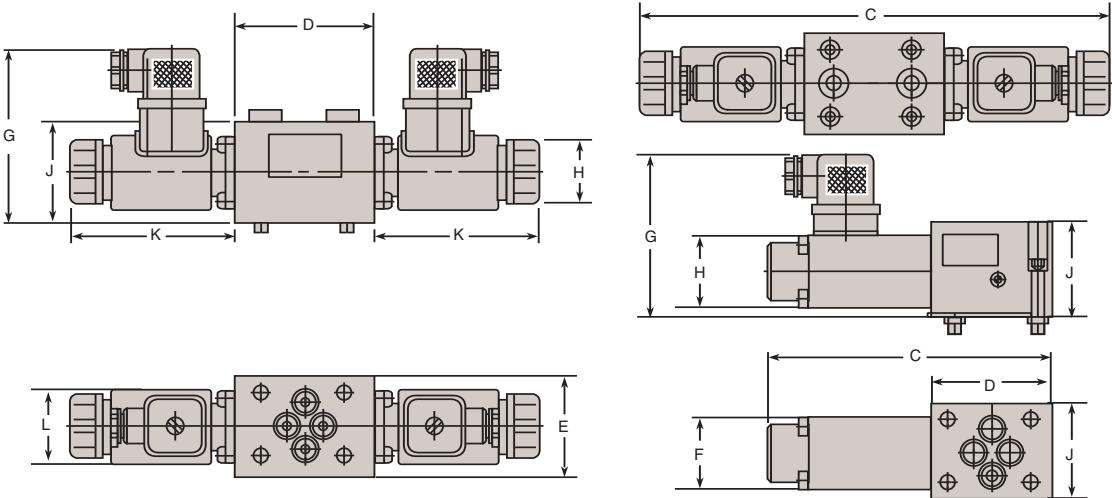
These extremely compact valves have zero leakage poppet design and are great for applications where the valve is remotely mounted from the pump.

- For use in single- and double-acting applications.
- DO3 Mounting.
- Heavy duty continuous duty coils last longer.

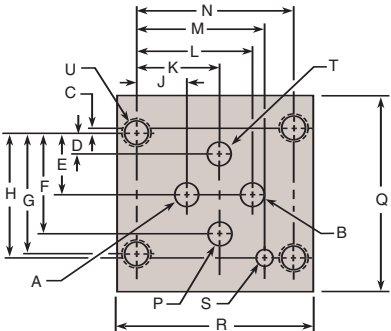
Comes in:

- 24 or 115 volt versions
- 3-position, 4-way version
- 2-position, 3-way version
- 5,000 PSI

Cat. No.	Dimensions (In Inches)											Description
	"A" Port Dia. Max	"B" Port Dia. Max	C	D	E	F	G	H	J	K	L	
110166	.25	.25	9.06	2.76	1.92	-	3.46	-	1.96	3.15	1.47	4-way, 3-pos., closed center 110V
110167	.25	.25	9.06	2.76	1.92	-	3.46	-	1.96	3.15	1.47	4-way, 3-pos., closed center 24V DC
110168	.25	.25	5.39	2.28	1.77	1.38	3.07	1.38	1.77	-	-	3-way, 2-pos., 110V
110169	.25	.25	5.39	2.28	1.77	1.38	3.07	1.38	1.77	-	-	3-way, 2-pos., 24V DC



DO3 Mounting System	Dimensions (In Inches)																		
	"A" Port Dia. Max	"B" Port Dia. Max	C	D	E	F	G	H	J	K	L	M	N	"P" Port Dia. Max	Q Min.	R Min.	†† U Dia.	"T" Port Dia. Max	†† U Thread Size
	.250	.250	.030	.200	.610	1.020	1.220	1.250	.500	.850	1.190	1.300	1.594	.250	1.970	2.00	.160	.250	10-24 UNC



Working Devices