


Air Adv. Work Supports - 7,500 lb. Cap.

Air Advance Work Supports - 7,500 lb. Capacity



Similar in operation to our other air advance work supports, Hytec's 7,500 lb. work supports' unique interlocking pin design gives more holding capacity than other units of similar size.

The block style design requires only a flat surface for mounting rather than the large threaded hole necessary with threaded body designs.

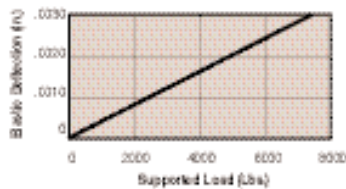
Air advance work supports may be specified in applications whenever the workpiece is loaded from the side and the extended plunger from a spring advance work support would be in the way, or the workpiece is not heavy enough to depress a spring advance work support plunger, or the plunger contact force must be precisely

adjusted and controlled. Adjusting the air supply pressure will vary the workpiece contact force.

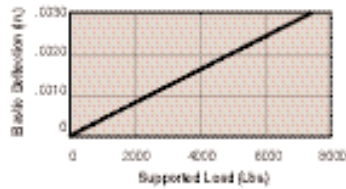
Features:

- Air advance
- 7,500 lb. rated capacity at 5,000 psi max.
- Single-acting
- Sealed against contamination
- Convenient dual air inlets allow easy connection and chaining of work supports

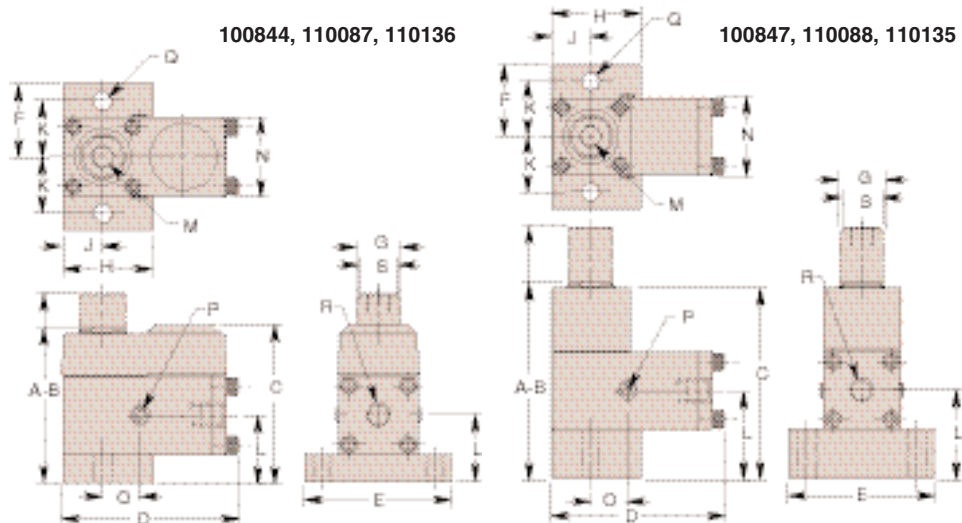
Note: See page 23 for crowned threaded insert. See page 124 for air inlet adapter fitting.



Arg. Performance
Nos. 100844, 100847



Arg. Performance
Nos. 100844, 100847



Cat. No.	Specifications				Dimensions (In Inches)										
	*Cap. (Lbs.)	Oil Cap. (Cu. In.)	Advance System	Mounting Configuration	A Retract Oper. Range	B Advance Oper. Range	C	D	E	F	G Dia.	H	J	K	L
100844	7,500	.250	Air	Conventional	3.435	4.185	3.500	3.875	3.250	1.625	1.000	2.000	.875	1.250	1.500
110087					2.000										
100847															
110088						4.435	5.615	4.227							
110135															
110136					3.435	4.115	3.500							1.500	

Cat. No.	Dimensions (In Inches)							
	M Thread		N	O	P Air Inlet Port	Q Dia.	R Port	S Flats
	Size	Depth						
100844	1/2-13 UNC	.625	1.750	.830	1/8 NPTF	.406	1/4 NPTF	.875
110087							1/8-20 UNF SAE-4	
100847							1/4 NPTF	
110088							1/8-20 UNF SAE-4	
110135	***	.580			**G 1/8-28		***M12x1.5 6H	
110136	M12x1.5 6H							

NOTE: * Based on 5,000 psi max. operating pressure. **Per ISO 1179. ***Per ISO 6149-1.

AIR ADVANCE WORK SUPPORTS		
Cat. No.	Approximate Plunger Extension Force	
	*Air Pressure (PSI)	Force (Lbs.)
100844	30	8.0
100847		8.0
110087	70	33.0
110088		33.0
110135	100	49.0
110136		49.0

NOTE: * Min. air pressure 25 psi, max. air pressure 100 psi.