


Air/Hydraulic Pumps

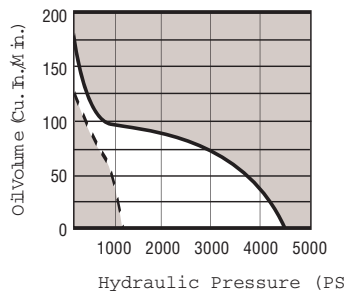


These single-stage pumps are continuous pressure, reciprocating, stall-type pumps: Air pressure is simply converted to hydraulic pressure. Operated by any compressed air source, these pumps save energy by stalling when pressure is developed, and require no energy use to maintain system pressure. They will accept any Hytec pump-mounted valve.

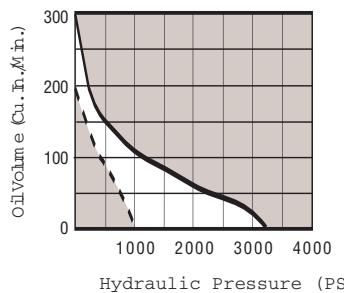
Features:

- 105 cu. in., high-density polyethylene reservoir
- Filtered fill cap with dipstick
- Liquid filled gauge
- 1/4" NPTF outlet manifold

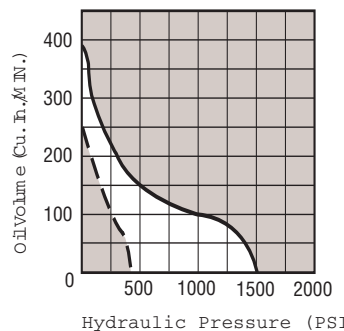
- 1/4" NPTF air inlet port
- 98 cu. in usable oil
- Shipped filled with oil
- Operating Pressure Range (nominal):
100920 – 5,000 psi @ 110 psi air, max.
 1,500 psi @ 40 psi air, min.
 .375 dia. piston size
100190 – 4,475 psi @ 125 psi air, max.
 1,150 psi @ 40 psi air, min.
 .437 dia. piston size
100174 – 3,325 psi @ 125 psi air, max.
 925 psi @ 40 psi air, min.
 .50 dia. piston size
100191 – 1,500 psi @ 125 psi air, max.
 400 psi @ 40 psi air, min.
 .75 dia. piston size



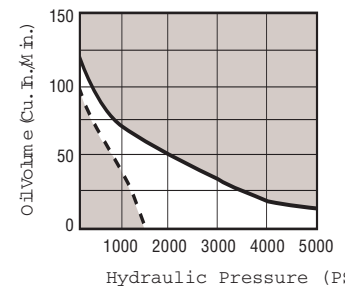
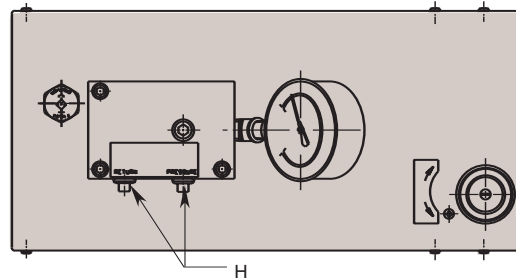
Performance
No. 100190
----- 40 psi Air Pressure
————— 125 psi Air Pressure



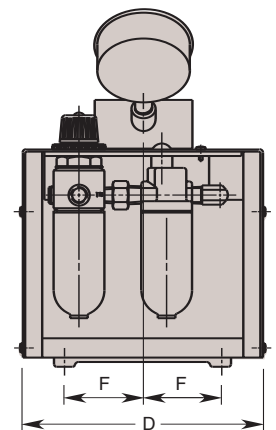
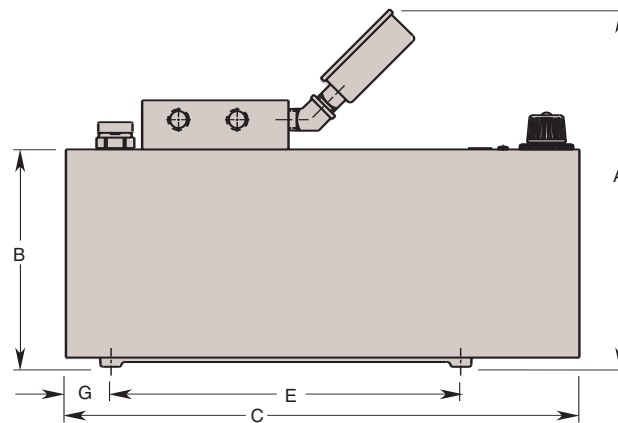
Performance
No. 100174
----- 40 psi Air Pressure
————— 125 psi Air Pressure



Performance
No. 100191
----- 40 psi Air Pressure
————— 125 psi Air Pressure



Performance
No. 100920
----- 40 psi Air Pressure
————— 110 psi Air Pressure



Cat. No.	Specifications			Dimensions (In Inches)							H Ports
	Piston Dia.	Operating Pressure Range		A	B	C	D	E	F	G	
		@ 125 psi Air Max.	@ 40 psi Air Min.								
100920	.375	*	1,500	9.500	5.500	13.062	6.125	9.000	2.000	1.250	1/4 NPTF
100190	.437	4,475	1,150								
100174	.500	3,325	925								
100191	.750	1,500	400								

NOTE: Mounting screws included (9-15 x 1.000 Lg.).

AIR REQUIREMENTS: 20 CFM (max.) at low hydraulic pressure decreasing to 0 CFM when pump stalls.

* Air pressure higher than 110 psi will cause the pump to exceed its 5,000 psi maximum rating. The internal relief valve will open to protect the pump and the circuit, but the pump will continue to reciprocate rather than stall. This will cause unnecessary wear, noise, heat and air usage.